

995

WHEEL LOADER



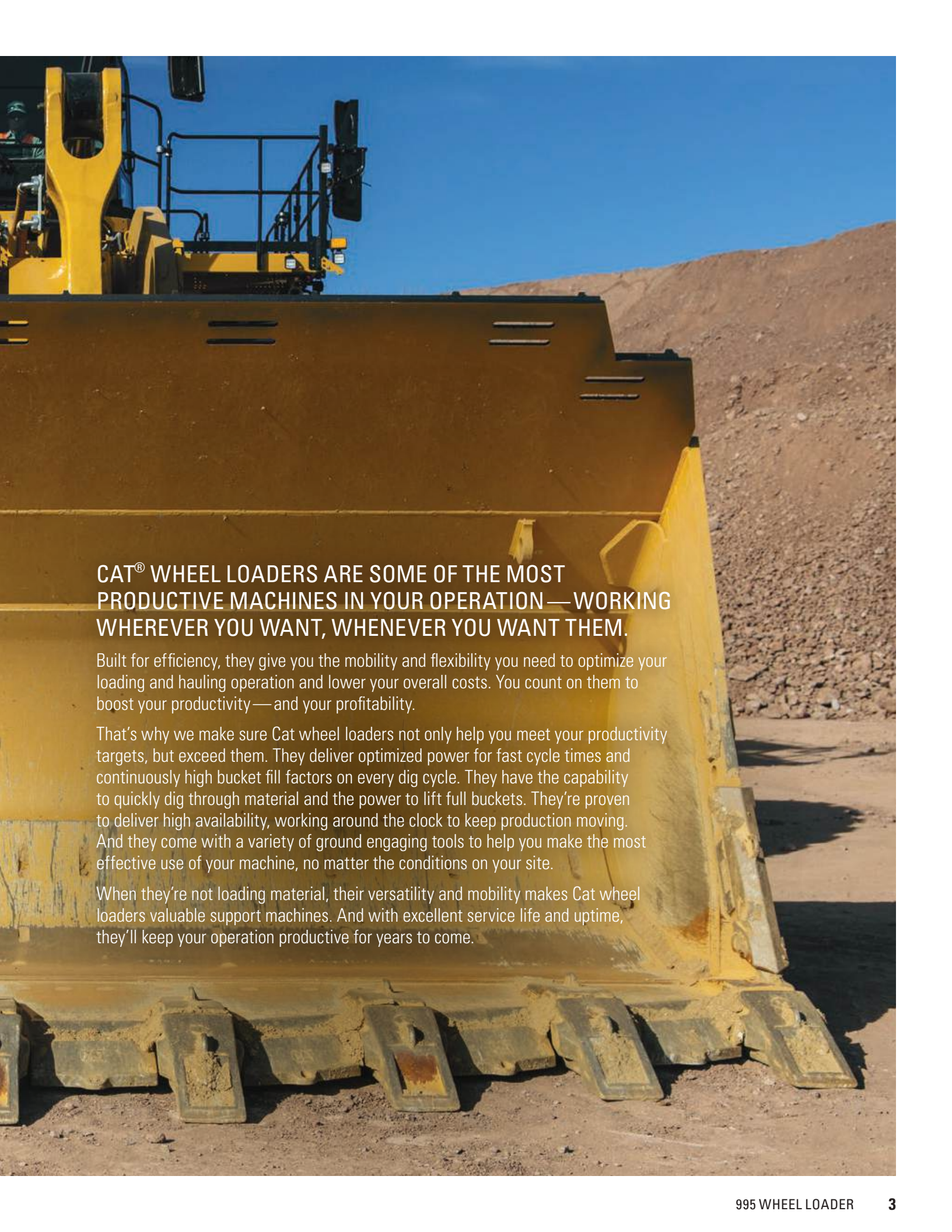
Net Power:	1265 kW (1,696 hp)
Operating Weight:	246 651 kg (543,772 lb)
Rock Bucket Capacities:	Up to 29 m ³ (38 yd ³)
Coal Bucket Capacities:	Up to 43.6 m ³ (57 yd ³)



A large yellow CAT wheel loader bucket is the central focus, shown from a low angle. The bucket is filled with dark material, likely gravel or crushed rock. In the background, a desert landscape with saguaro cacti and a clear blue sky is visible. The loader's cab and part of its chassis are visible at the top right. The overall scene is a quarry or construction site in an arid environment.

CAT® WHEEL LOADERS

**LEADING
THE WAY
IN LOADING**



CAT® WHEEL LOADERS ARE SOME OF THE MOST PRODUCTIVE MACHINES IN YOUR OPERATION —WORKING WHEREVER YOU WANT, WHENEVER YOU WANT THEM.

Built for efficiency, they give you the mobility and flexibility you need to optimize your loading and hauling operation and lower your overall costs. You count on them to boost your productivity —and your profitability.

That's why we make sure Cat wheel loaders not only help you meet your productivity targets, but exceed them. They deliver optimized power for fast cycle times and continuously high bucket fill factors on every dig cycle. They have the capability to quickly dig through material and the power to lift full buckets. They're proven to deliver high availability, working around the clock to keep production moving. And they come with a variety of ground engaging tools to help you make the most effective use of your machine, no matter the conditions on your site.

When they're not loading material, their versatility and mobility makes Cat wheel loaders valuable support machines. And with excellent service life and uptime, they'll keep your operation productive for years to come.



SAME SIZE. MORE PAYLOAD.

Built to the same size as the 994K but offering a higher rated payload, the new Cat® 995 Wheel Loader gives you greater productivity and performance while using less fuel. It offers a one-pass reduction when loading Cat 785, 789 and 793 Mining Trucks—increasing production and efficiency up to 33% when loading the 785, up to 25% when loading the 789, and up to 20% with the 793. The 995 is up to 21% more efficient and up to 24% more productive than the 994K thanks to a higher rated payload and an increase in hydraulic force. In Enhanced Eco Mode, the 995 demonstrates up to a 30% increase in efficiency and a 11% reduction in hourly fuel consumption versus the 994K in throttle lock mode, which translates to 23% less CO₂ per unit of material moved. It also offers a more comfortable operator environment with features to improve confidence and reduce fatigue.

UP TO 21% MORE EFFICIENT

- » Up to 19% more efficient than 994K in equal operating mode of throttle lock
 - › Translates to 17% less CO₂ per unit of material moved
- » Up to 30% more efficient in Enhanced Eco Mode versus throttle lock
 - › Translates to 23% less CO₂ per unit of material moved
- » Up to 11% reduction in hourly fuel consumption in Enhanced Eco Mode versus throttle lock

IMPROVED CAB

- » 10% greater visibility
- » 50% increase in leg room
- » 3 large, color LED display screens
- » Improved steering ergonomics

CONFIDENT & EMPOWERED OPERATORS

- » Optional efficiency-boosting features
 - › Tire Slip Prevention
 - › Lift Stall Prevention
 - › Tire Set
 - › Operator Coaching
 - › Payload Overload Prevention
- » Standard Tip-Up Prevention

GREATER SERVICEABILITY

- » Redesigned pump bay
- » Fewer steering hoses and tubes
- » Improved accessibility to filters and diagnostic lines



UP TO
**24%
MORE**
PRODUCTIVE
VS. 994K

-
- » Higher rated payload
 - » 6% increase in hydraulic force
 - » Equal hydraulic cycle time



LOWER COSTS WITH THE HIGH-EFFICIENCY LEADER

The 995 Wheel Loader moves more material than its predecessor, for significantly less cost. Efficiency enhancements help you get more done in less time, with less fuel—every hour, every shift, every day. Operators describe it as fast and maneuverable for great cycle times, no matter the haul truck. And thanks to 24-hour fuel capacity, your productivity never stops.

LARGER PAYLOAD
& BREAKOUT
FORCE

=

MORE TRUCK
LOADS PER SHIFT

SAFE, CONFIDENT
& EMPOWERED
OPERATORS

=

GREATER
PRODUCTIVITY

995 =
LOWER
COST
PER TON

ADVANCED TECHNOLOGIES

995 systems work hard to save you fuel while boosting productivity through advanced technologies.

- + The on-demand throttle feature delivers up to 5% improved efficiency and up to an 8% reduction in fuel per hour when compared to Horsepower Plus Mode. Utilizing the on-demand throttle, operators maintain normal operation with the left pedal and implements while the 995 manages the engine speed.
- + Enhanced Economy Mode is ideal for those operations that are highly concerned with efficiency and desire the lowest possible hourly fuel consumption. Enhanced Eco Mode delivers up to 8% greater efficiency and up to 11% reduction in hourly fuel consumption vs. throttle lock.

LIFT STALL PREVENTION

Lift Stall Prevention automatically applies the impeller clutch when necessary to prevent hydraulic stall when lifting up through the face. This improves productivity and efficiency by keeping the lift motion continuous, without excessive use of the impeller clutch. Together with tire slip prevention, this feature provides full automation of the impeller clutch while digging, allowing the operator to fill the bucket without the use of the left pedal (impeller clutch).

FAST CYCLES

The 995's Positive Flow Control Hydraulic System boosts efficiency with concurrent pump and valve control. By optimizing pump control, hydraulic oil flow is proportionate to implement lever movement. Fast, productive cycles are enabled by four electronically controlled, fully variable piston pumps. The system also increases bucket feel and control and delivers consistent performance and efficiency with lower system heat.



TIRE SLIP PREVENTION & TIRE SET

The Tire Slip Prevention feature reduces rimpull when there is less downforce on the tire and increases rimpull when there is more downforce on the tire — providing maximum rimpull when you can use it. Tire Set automatically applies a lift command at the optimal time to increase traction on the tire, allowing for an increase in usable rimpull. These features improve tire life, productivity and efficiency by automating the most difficult parts of the dig cycle in all digging conditions — in both tough digging and re-handled material.

PAYLOAD OVERLOAD PREVENTION

Payload Overload Prevention gives you the confidence to use a large enough bucket to achieve the target pass match — and therefore productivity — across a density range, without introducing the risk of overload. The overload value can be adjusted based on your target payload to any value using the service password. This feature can be configured to either stop or slow the lift arms when the overload value is exceeded.

A yellow wheel loader is shown in the process of dumping its load into the bed of a yellow dump truck. The scene is set in a quarry or construction site with a dirt road and a large pile of material in the background. The sky is clear and blue. The loader's bucket is tilted, and material is falling into the truck's bed. The truck is positioned in the foreground, and the loader is behind it, angled towards the truck's bed. The background shows a dirt road curving to the left and a large pile of material on the right. The overall scene is brightly lit, suggesting a sunny day.

LOAD MORE EVERY CYCLE

The 995 is up to 23% more productive than its predecessor. Its powerful engine, higher-rated payload and efficient hydraulic system allow for fast cycle times and high production—delivering more to your bottom line.

POWERFUL PERFORMANCE

At the heart of the 995 is the 3516E engine, the latest in the proven 3500 Series of Cat engines. Optimum performance is built in through the use of a 16-cylinder, four-stroke design. Turbochargers and aftercoolers deliver on-demand performance. The 39% torque rise ensures high lugging forces during digging and acceleration in high rimpull conditions. Electronic controls boost productivity by enabling quick engine response.



APPLICATIONS AND RATED PAYLOAD

Rated payload is based on digging resistance. Low to moderate resistance applications are those with free-flowing material, such as ROM pad or stockpile material, or a face that is considered well-blasted for a rope shovel. Moderate to high digging resistance applications would be a blasted face that has larger fragmentation size and that is more interlocked — leading to what is considered on the high end of resistance appropriate for a wheel loader. This type of blast would typically be associated with a hydraulic shovel, but well-blasted enough for a wheel loader.

		RATED PAYLOAD (tons)	
DIGGING RESISTANCE		994K	995
Low to Moderate	Standard	60	60
	High Lift	55	55
Moderate to High	Standard	45	50*
	High Lift	42	50*

*This increase in rated payload enables an improved pass match in moderate to high applications.



EXCELLENT STABILITY

The 995 delivers excellent stability, thanks to optimized weight distribution. A wide footprint boosts side-to-side stability. The fuel tank and hydraulic tank are located in the middle of the loader for better fore-to-aft stability. This stability helps operators be more confident — and productive.

KEEP OPERATORS SAFE, COMFORTABLE & PRODUCTIVE

We understand that the most important factor in your wheel loader's effectiveness is the performance of its operator. To help make their workday as productive as possible, we've incorporated productivity, safety and comfort features into the all-new 995 operator cab.



DESIGNED FOR EFFICIENCY

The 995's next generation cab creates a technology-enabled, high-efficiency operator experience. The cab features large, easy-to-read, color displays that provide access to the Electronic Operation & Maintenance Manual.

Operator coaching and assistance features take efficiency and productivity to the next level. Operator coaching helps empower operators to exceed productivity and efficiency targets by measuring and providing feedback to reinforce proper operating techniques. New Autodig Components offer automation features that provide additional improvements in efficiency.

- + New Autodig Components boost efficiency and reduce tire wear by automating critical parts of the digging cycle.
- + Payload Overload Prevention inhibits severe payloads from being raised to full truck height. The feature can be set to stop or slow down the lift function when a configurable payload is exceeded.

DESIGNED FOR COMFORT

The 995 operator environment includes dozens of features designed to enhance comfort and decrease fatigue, such as reduced vibration, low sound levels and automatic temperature controls. Electro-hydraulic speed-sensing steering with force feedback provides shift-long comfort. We've increased leg room in all directions and increased the width by the operator's knees. The pressurized cab features a Next Gen Seat with 9-inch travel, active cooling and heating, adjustable lumbar support, seat cushion tilt adjustment, and air-adjustable bolsters on the seat and backrest. The cab also includes a larger trainer seat with optional suspension.

DESIGNED FOR CONFIDENCE

Confident loader operation starts with precise machine control enabled by the 995's load-sensing electro-hydraulic force feedback steering system. The system helps operators achieve precise positioning for easy loading in tight areas with 40 degrees of steering articulation. Integrated steering and transmission control functions enhance comfort.

DESIGNED FOR PRODUCTIVITY

The 995's electro-hydraulic force feedback steering system combines directional selection, gear selection and steering into a single lever—for maximum responsiveness and control. A simple side-to-side motion turns the machine right or left, and the fingercontrolled gear selection is easy to operate and minimizes operator movements. Low-effort integrated controls make cycles smoother and faster while reducing operator fatigue. The next generation implement control pod maintains the familiar single axis lever while adding an implement joystick control. Implement pods feature keypads that provide convenient access to commonly used functions.

Electro-Hydraulic Controls help operators work more efficiently and productively. The soft detent controls are easy to use, and electronically controlled hydraulic cylinder stops boost comfort. Operators can conveniently set automatic implement kickouts from inside the cab. Joystick (shown) or single axis levers are available.





FOCUS ON SAFETY

From slip-resistant surfaces and guard rails to state-of-the-art object detection technologies, the 995 is infused with features to help both operators and service personnel feel safe and confident on the job. We've improved access and egress, maximized visibility and made it possible to perform more service from the ground.

SAFER ACCESS AND EGRESS

A powered access system allows easier access to the primary stairs by improving ingress and egress to and from the rear platform. Wide stairs are at a 45-degree angle for easy access and feature full handrails on each side. Stairs may be raised and lowered from cab level or the ground. Wide walkways with non-skid surfaces and integrated lockout/tagout points are designed into the service areas.

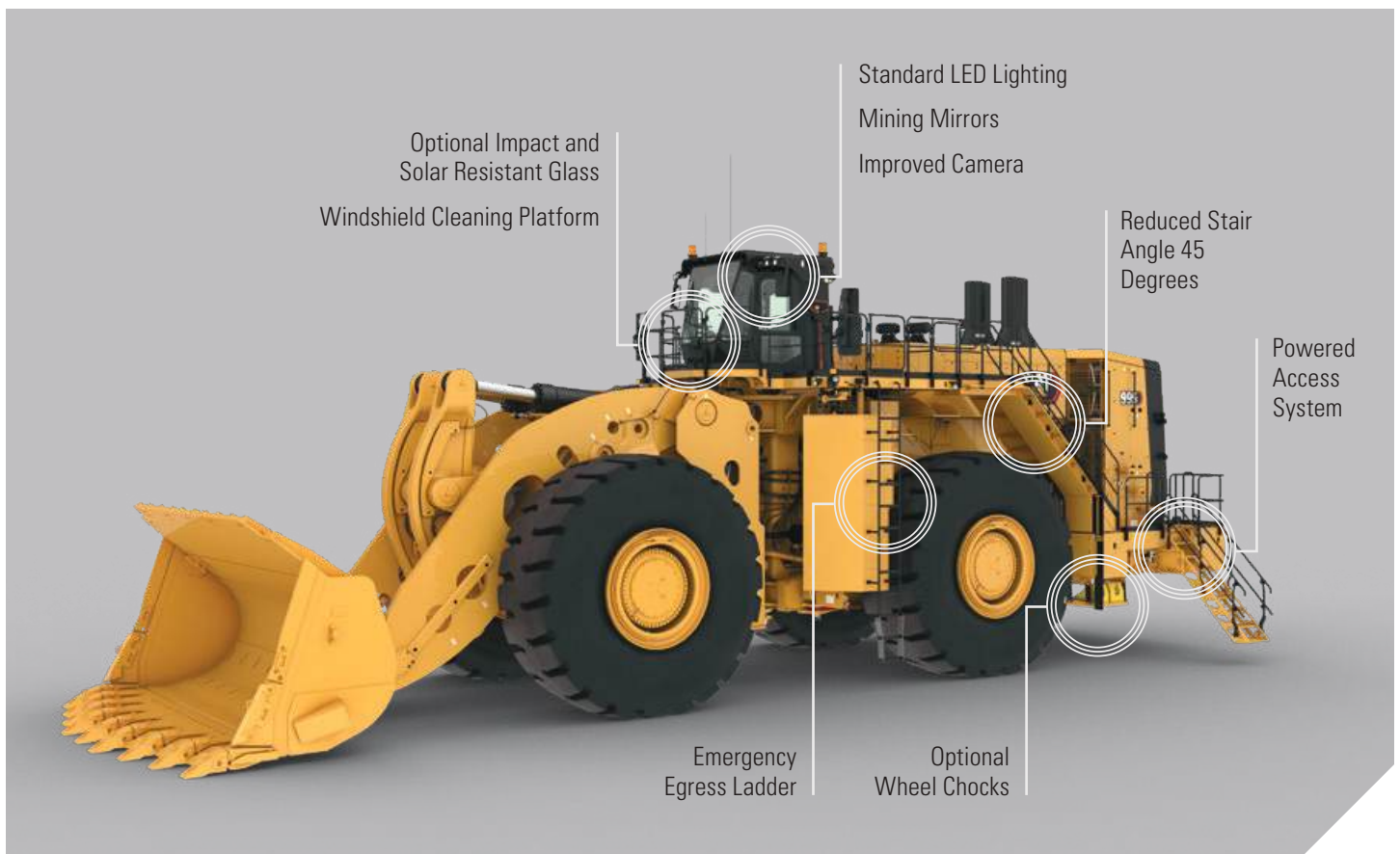
MAXIMIZED VISIBILITY

The 995 is designed for visibility, with a taller windshield that provides a 25% increase in glass surface area for a better view to the bucket. The 995 comes with a standard rear-view camera, and optional Detect 270-degree cameras for safer, more confident machine operation.



SAFER SERVICE

Ground-level or platform access and anti-slip walkways are available for all service areas. There are tie-offs on each side of the radiator for core cleanout and tie-offs on the corners of the ROPS. In addition to standard LED lighting, optional service lights are available in the front frame, rear frame and under the engine.



THE RIGHT LOADER FOR YOUR APPLICATION

The 995 offers a number of options to expand its application range and versatility, making it the ideal loading tool no matter the site conditions.

A high ambient package is available to equip the loader for operation in temperatures as high as 53 degrees C / 127 degrees F. The standard cooling package (up to 43 degrees C / 110 degrees F) offers improved cooling compared to the previous model. A standard on-demand hydraulic fan improves efficiency and cooling performance.

The 995 is also ideal for cold weather applications, with a cooling fan bypass (recommended below -29 degrees C / -20 degrees F) and heavy-duty starter (recommended below 0 degrees C / 32 degrees F), which provides an additional electric starter motor and two additional batteries for a total of three starter motors and six batteries. Additional features such as 240V engine oil (recommended below -18 degrees C / 0 degrees F), coolant heating elements, and a fuel heater and heated mirrors, help the 995 remain productive in temperatures below 0 degrees C (32 degrees F).



HIGH-PERFORMANCE BUCKETS

New high-performance buckets in a wide range of capacities are optimized for the 995 linkage kinematics. The new bucket design has an extended floor, larger radius and angled side bars for fast loading, high fill factors and good material retention.

Fill factors are up to 115% so your operators can get the job done and move on to other tasks. Fast load cycles and fewer trips mean less wear and tear on your machine. Buckets come in different capacities and widths to fit your loading and carrying needs.

ROCK BUCKETS

Used in applications like face loading tightly compacted pit materials or handling materials of moderate or high abrasion and high impact.

EXTREME-DUTY ROCK BUCKETS

Feature a thicker cutting edge along with larger teeth and adapters for applications with the largest fragment size and highest digging resistance acceptable for a wheel loader.

COAL BUCKETS

Built for light density non-abrasive materials, including coal.

IRON ORE BUCKETS

Used in extremely aggressive applications like face loading iron ore. Built for high abrasion and moderate impact, leaving a smooth floor when finished.



GROUND ENGAGING TOOLS

Cat Ground Engaging Tools (GET) for the 995 protect expensive components, help you get the most out of your machine's performance and reduce your operating costs. Cat GET features CapSure™ Retention Technology, which simplifies component replacement with hammerless retention for fast, easy and safe installation. CapSure tips, shrouds and sidebar protectors are easily locked and unlocked with a 180-degree turn of a 3/4-inch ratchet.

A WHEEL LOADER YOU CAN COUNT ON

MINIMIZED SERVICE

The 995 is designed to keep service time to a minimum. Engine oil change intervals are 500 hours, and all routine service points are conveniently located on the left side of the loader. Hydraulically driven auto lube handles linkage greasing. Superior hydraulic system filtration helps ensure long life and optimum performance, and durable LED lights extend service intervals. Modular design makes field assembly and component replacements faster.



BUILT TO BE REBUILT

Cat Wheel Loaders are some of the most rebuilt products in the Cat machine lineup. The frame, powertrain, engine and components are all built to be rebuilt—using new, remanufactured or rebuilt parts and components—so you can take advantage of multiple lives of like-new performance at a fraction-of-new price.



ROBUST STRUCTURES

The 995 features highly durable structures that achieve multiple lifecycles and withstand the toughest loading conditions. A full box-section rear frame resists torsional shock and twisting forces to maximize the life of mounted components. Frames utilize castings in key areas to maximize frame durability and optimize efficiency. The rear axle mounting to the frame is optimized to better disperse loads for increased structural integrity.

The 995 features a number of improvements to the pins and linkage that not only increase durability, but that also help the loader handle higher loads. We've increased bearing and pin length, improved casting design, increase weld size and changed the profile in several locations to increase life.

We've also increased the size of the upper (thrust) hitch tapered roller bearing, which provides a 68% capacity increase in addition to higher durability. The lower (non-thrust) hitch is the same as the 994K.

Another key to maximum uptime and productivity is the 995's field-proven lift arms, which provide excellent visibility to the bucket edges and work area through a Z-bar design. Loads are efficiently transmitted by the solid steel lift arms and reinforced pin joint bores.

GAIN AN EDGE

WITH TECHNOLOGY SOLUTIONS



FLEET



TERRAIN



DETECT



HEALTH



COMMAND

Whether you want to address a single challenge or make step changes in the safety, efficiency, productivity and overall costs of your operation, Cat MineStar™ has a solution for you. Fleet management, guidance technologies, safety offerings and machine health applications allow significant improvements in your operations and maintenance organizations. Cat MineStar provides a comprehensive suite of mining technology products for the mining industry. It consists of a number of configurable capability sets that allow you to scale the system to your mine site needs.

HEALTH

Cat MineStar Health delivers critical event-based machine condition and operating data for your 995—and your entire fleet. It includes comprehensive equipment health and asset monitoring capabilities, with a wide range of diagnostic, analytic and reporting tools.


OBJECT DETECTION

Mobile equipment operators need to be keenly aware of their environment, especially when putting their equipment into motion. Cat MineStar Object Detection combines radar and camera systems to warn operators about light vehicles or stationary hazards within the immediate vicinity of their machines. Available for the 995, the system improves operator awareness and enhances safety all around your site.

Object Detection is designed to increase safety and visibility during machine startup, initial movement and always in reverse. When radars are active, the system alarms only when the wheel loader is in gear and in the direction of a detected object. The radars are always active in reverse. Once the wheel loader reaches a speed threshold or distance traveled (customer configured option), the radars enter a standby state. The system is configurable for continuous and discrete alarming methods.

TERRAIN FOR LOADING

Mine site output depends on efficient loading and hauling. MineStar Terrain for loading makes those operations more productive while providing accurate feedback to key personnel. It shows wheel loader operators the type of material and the exact volume that is being loaded into trucks and crushers. Real-time feedback on payloads and design plan progress helps managers track materials and plan future operations. It increases productivity and accuracy, reduces rework, enhances ore control and improves shift-to-shift operator performance.



INTEGRATED ELECTRONICS

The Cat 995 is integrated with electronics that provide flexible levels of information to both the site and the operator. This integration creates a smart machine and more informed operator, maximizing the productivity of both.

INFORMATION DISPLAY

An upgraded touchscreen information display provides intuitive operation and easy navigation. It keeps operators informed about machine systems to decrease service time.

CAT PRODUCT LINK™

Product Link takes the guesswork out of asset management by providing remote access to information through the easy-to-use VisionLink® interface. You'll be able to stay informed on machine systems and diagnostic codes; track utilization, fuel usage and payload summaries; and have access to machine location, service meter hours and reporting status.

VITAL INFORMATION MANAGEMENT SYSTEM (VIMS)

VIMS allows you to connect directly to the machine for access to a wide range of sensor information and enhanced machine data. You can create productivity reports with payload and work cycle segmentation; identify operator training needs through productivity data; access detailed data logging of machine parameters and diagnostic codes; and track machine sensor information with trend analysis and histograms to monitor machine health.



SPEND MORE TIME LOADING & LESS TIME SERVICING

The 995 was designed to reduce the time you spend on regular maintenance procedures, with features like 500-hour engine oil change intervals and improved air filter life.

- + The redesigned pump bay offers improved access to transmission components, discharge ports located on the side of pumps, and lines routed directly to screen.
- + We've reduced steering hoses from 15 on the previous model to just 10 on the new 995, and tubes have been reduced from 11 to one. We've also removed brackets and neutralizers, eliminating the need for neutralizer adjustment, and added a pilot accumulator, EH valve and pilot filter.
- + The 995 features several improvements in filters and diagnostics across the machine. Groundline service includes a steering pilot filter, transmission filters and steering pump discharge screen. The pump bay includes a brake pump filter, implement pilot filter and implement discharge screens. Diagnostic ports are accessible from the front walk deck and pump bay.



SERVICE STATION

The service station provides easy access to functions such as coolant and oil as well as level indicators. The service station features a Cat battery charging connector and indicator lights for fluid levels. An alarm sounds when the stairs are lowered.

MINING — FOR A — **BETTER WORLD**

Governments and regulatory agencies mandate that you establish and follow environmentally sound policies and practices as you meet the demand for mined materials. We're focused on doing our part to make sure our machines help you meet those regulations. Every piece of Cat equipment is designed to be better and do better. Because the better we mine, the better the world can be.

At Caterpillar, we continue to research alternative energy sources such as biofuels and liquefied natural gas and power options like electrification to find new ways to reduce emissions. In addition, we preserve raw materials, conserve energy and reduce emissions through the Cat Reman program, which returns end-of-life components to like-new condition.

We've designed the 995 to be more efficient and use less fuel, which reduces engine emissions and carbon footprint. Advanced technologies such as the on-demand throttle and enhanced Economy Mode take fuel efficiency even further. Fluids are better controlled through use of Cat anti-drain filter housings and component ecology drains. You can reduce waste, save energy and lower your overall costs by retrofitting your wheel loader with new features, and by rebuilding when it reaches the end of its life.





SUPPORTING PRODUCTS — AND PRODUCTIVITY

Our commitment to your success doesn't end when your Cat 995 begins loading overburden or ore. We immediately start looking for ways to make your wheel loader work more efficiently, safely and productively. From addressing performance issues, to training operators and technicians, to calibrating onboard technologies — our support of your loader productivity is ongoing.

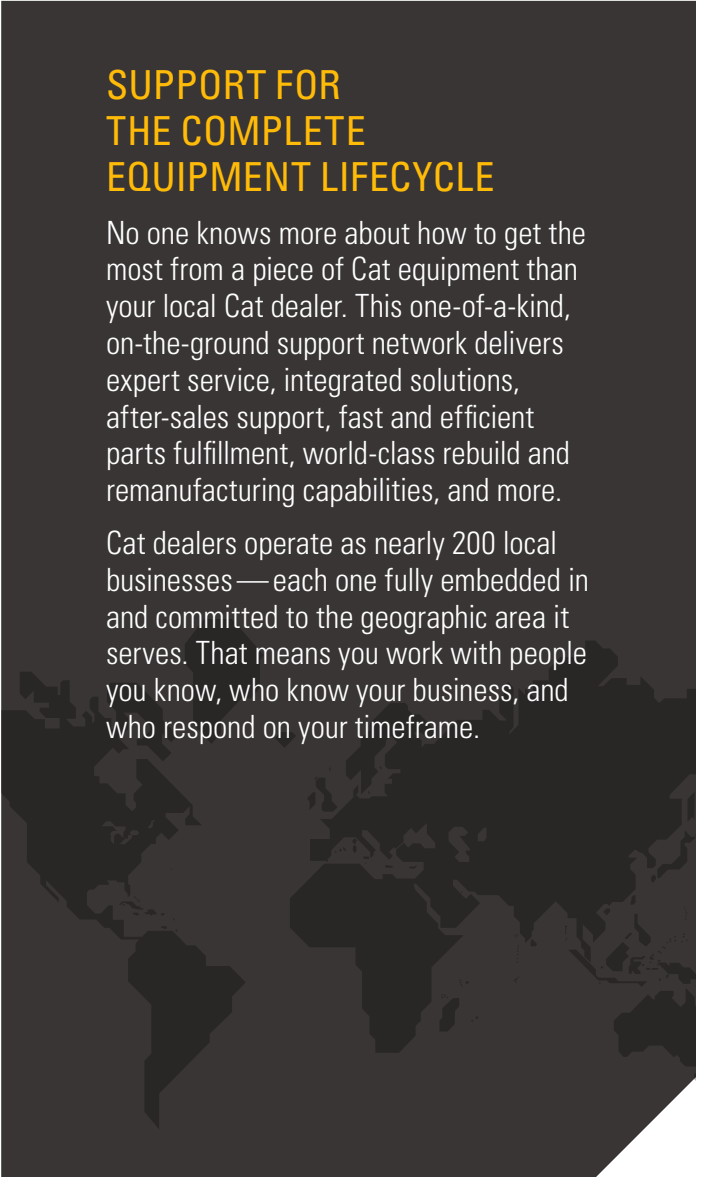
Caterpillar and Cat dealer personnel will work with you to help improve the performance not only of your loaders, but of your overall loading and hauling operation. You'll have access to parts and service, and technicians who are focused on helping you optimize repairs to keep machines productive. And we help with training to ensure your operators have the skills and knowledge they need to work as efficiently and productively as possible.

We also work alongside you to ensure you achieve maximum value throughout the life of your equipment. Together with our Cat dealer network, we customize service offerings to provide a maintenance solution that fits your operation — whether you want to perform the majority of service yourself, or you're looking for an onsite expert to manage your maintenance organization. We're also consultants who can help you make smart decisions about buying, operating, maintaining, repairing, rebuilding and replacing equipment.

SUPPORT FOR THE COMPLETE EQUIPMENT LIFECYCLE

No one knows more about how to get the most from a piece of Cat equipment than your local Cat dealer. This one-of-a-kind, on-the-ground support network delivers expert service, integrated solutions, after-sales support, fast and efficient parts fulfillment, world-class rebuild and remanufacturing capabilities, and more.

Cat dealers operate as nearly 200 local businesses — each one fully embedded in and committed to the geographic area it serves. That means you work with people you know, who know your business, and who respond on your timeframe.



BETTER
LOADING
BETTER
HAULING
**BETTER
BOTTOM
LINE**

With a broad lineup of wheel loaders and a truck for every site or application — no matter the size class or drive system — Caterpillar delivers a complete loading and hauling solution that delivers the lowest cost per ton.

Trucks and loaders are ideally matched to optimize the loading and hauling cycle. From iron to engines, hydraulics to electronics, software to hardware, transmissions to ground engaging tools — systems are integrated and work together to deliver optimized performance and a better bottom line.





995

785



3

789



4

793



5

TECHNICAL SPECIFICATIONS

See cat.com for complete specifications.

ENGINE		
Engine Model	Cat® 3516E	
Emissions	U.S. EPA Tier 4 Final/ EU Stage V or U.S. EPA Tier 1 equivalent	
Rated Speed	1,600 rpm	
Engine Power – ISO 14396:2002	1377 kW	1,847 hp
Gross Power – SAE J1995:2014	1394 kW	1,870 hp
Net Power – SAE J1349:2011		
Standard Ambient	1297 kW	1,739 hp
High Ambient	1265 kW	1,696 hp
Bore	170 mm	6.7 in
Stroke	215 mm	8.5 in
Displacement	78.1 L	4,766 in ³
Peak Torque @ 1,200 rpm – SAE J1995	11 591 N·m	8,549 lbf·ft
Torque Rise	39%	
+ The power ratings apply when tested under the reference conditions for the specified standard. + The net power advertised is the power available at the flywheel when the engine is equipped with fan, alternator, air cleaner and muffler. + The gross power advertised is with the fan at maximum speed.		

OPERATING SPECIFICATIONS		
Operating Weight – Standard	246 651 kg	543,772 lb
Operating Weight – High Lift	248 421 kg	547,675 lb
Rated Payload – Standard		
Moderate to High Digging Resistance	45.3 tonnes	50 tons
Low to Moderate Digging Resistance*	54.4 tonnes	60 tons
Rated Payload – High Lift		
Moderate to High Digging Resistance	45.3 tonnes	50 tons
Low to Moderate Digging Resistance*	49.9 tonnes	55 tons
Bucket Capacity Range	17.2-43.6 m ³	22.3-57 yd ³
Cat Truck Match – Standard	785/789	
Cat Truck Match – High Lift	789/793/794	
* Please contact your local dealer to determine if your application is suitable for this increased rated payload.		

TRANSMISSION		
Transmission Type	Cat Planetary Power Shift	
Forward 1	7.4 km/h	4.6 mph
Forward 2	12.9 km/h	8.0 mph
Forward 3	21.9 km/h	13.6 mph
Reverse 1	8.1 km/h	5.0 mph
Reverse 2	14.1 km/h	8.8 mph
Reverse 3	24.0 km/h	14.9 mph
Direct Drive – Forward 1	Lock-up disables	
Direct Drive – Forward 2	14.0 km/h	8.7 mph
Direct Drive – Forward 3	24.5 km/h	15.2 mph
Direct Drive – Reverse 1	Lock-up disables	
Direct Drive – Reverse 2	15.5 km/h	9.6 mph
Direct Drive – Reverse 3	27.0 km/h	16.8 mph
+ Travel speeds based on 58/85-57 tires.		

HYDRAULIC SYSTEM – LIFT/TILT		
Lift/Tilt System – Circuit	Positive Flow Control	
Lift/Tilt System – Pumps	Variable Displacement Piston	
Maximum Flow at 1,700 rpm Engine Speed	2047 L/min	541 gal/min
Relief Valve Setting – Lift/Tilt	34 500 kPa	5,004 psi
Cylinders, Double Acting		
Lift, Bore and Stroke	370 × 1713 mm	14.6 × 67.4 in
Tilt, Bore and Stroke	310 × 1086 mm	12.2 × 42.8 in
Pilot System	Open Loop and Pressure Reducing	

HYDRAULIC CYCLE TIME	
Rack Back	4.9 seconds
Raise	12.6 seconds
Dump	3.1 seconds
Lower Float Down	4.2 seconds

STANDARD AND OPTIONAL EQUIPMENT

Standard and optional equipment may vary. Consult your Cat dealer for details.

POWERTRAIN		
	Standard	Optional
Engine, 3516E High Displacement (HD) Mechanical Electronic Unit Injector (MEUI™-A), Air-to-Air Aftercooling (ATAAC) diesel, turbocharged/aftercooled	x	
Engine prelube	x	
Fuel priming pump (electric)	x	
Ground-level engine shutoff	x	
Engine air intake (above hood) precleaner	x	
Aluminum Modular Radiator (AMR)	x	
Automatic, ether starting aid	x	
Electronic throttle lock	x	
Impeller Clutch Torque Converter (ICTC) with Lock-Up Clutch and rimpull control system	x	
Rimpull control system	x	
Planetary powershift, 3F/3R electronic control transmission	x	
Oil Renewal System (ORS)* (for increased time between oil changes)		x
Delayed engine shutdown	x	
Oil-cooled, multi-disc, service brakes	x	
Electro-hydraulic parking brake	x	

ELECTRICAL		
	Standard	Optional
Alternator	x	
Batteries, low maintenance	x	
10/15 amp, 24V to 12V converter	x	
Disconnect switch to bumper	x	
LED warning lights (pattern selectable)	x	
LED lighting system (working lights, access and service platform lights, turn signals/hazard lights)	x	
Emergency jump-start receptacle	x	
Starter and transmission lockout in bumper	x	
24V starting and charging system	x	
Electric starters	x	

EFFICIENCY		
	Standard	Optional
On demand throttle, HP Plus, and Enhanced ECO Modes	x	
Variable displacement implement pumps	x	
Variable displacement load sensing steering	x	
Variable displacement cooling fan pump	x	
Torque converter lock-up clutch	x	

SAFETY		
	Standard	Optional
Ground-access ladders	x	
Powered ground-access stairs		x
Rear-vision camera	x	
Cat Detect (Rear Object Detection)		x
Front frame access with steps	x	
Front walkway around cab	x	
Pump bay access ladders with T-handle and platform	x	
Tie-offs on Rollover Protective Structure (ROPS) and radiator guards	x	
Steering frame lock	x	
Wheel chocks		x
Stairways on both sides of the machine	x	
LED stairway and access lights	x	
Toe kicks	x	
Electric (field and shop) horns	x	
Retractable seatbelt, 76 mm (3 in) wide	x	
Trainer seat with lap belt, 76 mm (3 in) wide	x	
Back-up alarm	x	
Secondary steering	x	

LINKAGE		
	Standard	Optional
Standard lift	x	
High lift		x

MACHINE CONTROL AND GUIDANCE		
	Standard	Optional
Cat Payload with Overload Prevention		x
MineStar Health ready	x	
MineStar GUIDE ready		
MineStar Edge ready		
New Autodig Components: + Tire slip prevention + Lift stall prevention + Tire set		x
Operator coaching		x

SOUND		
	Standard	Optional
Sound-suppression package		x

COOLING		
	Standard	Optional
Standard ambient package (recommended for site conditions that do not exceed 43° C [110° F])	x	
High ambient package (recommended for site conditions that do not exceed 53° C [127° F])		x

STANDARD AND OPTIONAL EQUIPMENT

Standard and optional equipment may vary. Consult your Cat dealer for details.

OPERATOR ENVIRONMENT		
	Standard	Optional
Premium seat with heated and actively cooled leather, adjustable lumbar support, air adjustable bolsters on the seat and backrest, seat cushion tilt adjustment and two-way thigh support adjustment	x	
Bonded glass, tinted	x	
Rubber-mounted, high-impact resistant solar control glass		x
Trainer seat	x	
Trainer seat with suspension		x
Dual-lever lift and tilt function controls	x	
Joystick lift and tilt function controls		x
Implement kickouts	x	
Air conditioner	x	
Cab pressure indicator	x	
Graphical touchscreen information display conveys real-time operating information	x	
Heater, defroster, auto temperature controls	x	
Gauge instrumentation with configurable widgets:	x	
+ Status indicators		
+ Wheel rev counter		
+ Simplified payload		
+ Tire pressure monitoring system (optional)		
+ Bucket angle		
+ Coolant temperature		
+ Hydraulic oil temperature		
+ Fuel level		
+ Power train oil temperature		
+ Engine speed (tachometer)		
+ Transmission gear		
+ Ground speed		
+ Engine hour meter		
Powered cab precleaner	x	
Operator presence status	x	
Starting/charging system malfunction	x	
Electronic OMM	x	
Operator controls help	x	
Bluetooth®-enabled machine security		x
Two USB charging ports	x	
CB mounting, 12V/24V power and antenna	x	
14-pin service port	x	
12V power	x	
Selectable application profiles	x	
Entertainment radio mute	x	
Push-To-Start (PTS)	x	
Warning/indicator instrumentation	x	
Keypad control with indicator lights	x	
Dome light in cab	x	
Lunchbox and beverage holders	x	

OPERATOR ENVIRONMENT (CONTINUED)		
	Standard	Optional
Electro-hydraulic force feedback steering	x	
Sun screen, pull down (front and rear)		x
Vital Information Management System (VIMS™) with information display: external data port, cycle timer	x	
AM/FM/AUX radio		x
AM/FM/AUX/USB/BT/CD/SAT radio		x
Coat hook	x	

COLD WEATHER		
	Standard	Optional
Cold-weather cooling fan bypass (recommended for temperatures below -29° C [-20° F])		x
Heavy-duty starter (provides an additional electric starter motor and two additional batteries for a total of three starter motors and six batteries) (recommended for temperatures below 0° C [32° F])		x
240V engine oil and coolant heating elements (recommended in conditions from -18° C to -30° C [0° F to -22° F])		x
Fuel heater (heated by recirculation using engine heat and a heat exchanger) (recommended in conditions from -18° C to -30° C [0° F to -22° F])		x
Heated mirrors (recommended for below freezing temperatures)		x

RIMS AND TIRES		
	Standard	Optional
Rims – 1194 mm (47") (47 × 57) 152 mm (6") flange For use with 58/85-57 84PR L4 tires		x
Rims – 1194 mm (47") (47 × 57) 127 mm (5") flange For use with 60/80 R57 L5R XMine D2 SR tires		x
Tires – 58/85-57 84PR L4 (require 47" rims)		x

SPARE RIMS		
	Standard	Optional
1194 mm (47") 152 mm (44 × 57) (6") flange		x
1194 mm (47") 127 mm (47 × 57) (5") flange		x



995 WHEEL LOADER

For more complete information on Cat products, dealer services and industry solutions, visit us at www.cat.com

Materials and specifications are subject to change without notice. Featured machines in photos may include additional equipment. See your Cat dealer for available options.

© 2024 Caterpillar. All Rights Reserved. CAT, CATERPILLAR, LET'S DO THE WORK, their respective logos, "Caterpillar Corporate Yellow", the "Power Edge" and Cat "Modern Hex" trade dress as well as corporate and product identity used herein, are trademarks of Caterpillar and may not be used without permission.

PEDJ1174-01
Build number: 12A

